

APPENDIX 3

Application Requesting Approval for a Wall From ALMA

Please complete this application and a general sketch of the proposed wall showing its approximate location on the Lake relative to your property.

If there is insufficient room on this form please supplement your response with additional paper.

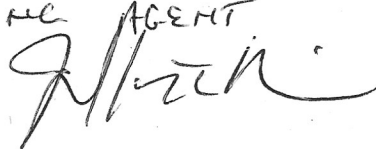
Send this application to ALMA, P.O. Box 3, Andover, CT 06232

1. Print name, address, phone no. and e-mail of the owner of the property:
2. ALPOA Member # 1240. Name of Homeowners Insurance Co.
Homeowners Insurance ID # HANOVER
3. Description of work to be completed including dimensions of the wall:
BUILD 120' X 2 1/2' HIGH WALL ALONG SHORELINE
4. Proximity of wall to septic system and leach fields:
APPROX 70' DOWNHILL FROM THE SEPTIC SYSTEM
5. Changes to shoreline/lake bottom as a function of installing/repairing the wall:
WE WILL BE EXCAVATING APPROX 400 SF OF MATERIAL
6. General description of location where the wall will be installed in relation to the shoreline and your property: ALONG THE SHORELINE
7. Is your proposed wall consistent with the material requirements set forth in the "Retaining Walls" paragraph? YES
8. What materials will the Retaining Wall be made of? Also, list the length and height of the retaining wall. NATURAL FIELD STONE

120' @ A HEIGHT OF 2 1/2 FEET FOR 90' OF THE WALL & WILL DROP TO 1' FOR 30' OF THE WALL

Signature of Applicant

Date

ACTING AGENT


11/23/2020

* NOT TO SCALE

RICK RISLEY

HOUSE

DOWNSPOUT DRAIN
CATCH BASIN




SEPTIC



70'

FIRE PIT

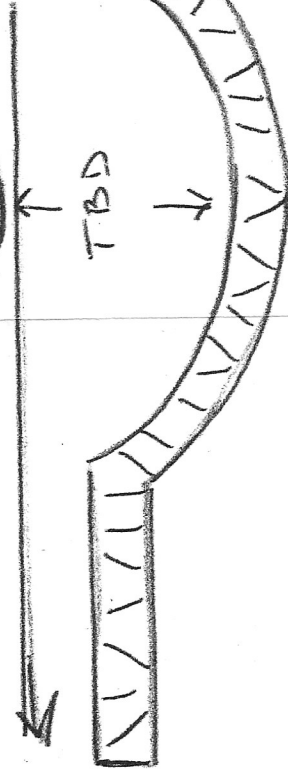
5'-6" DIA.



ALBANY
RIGHT
OF WAY

TBD

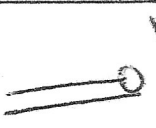
90' @ 2 1/2"



30' @ 1"



FOOTING DRAIN



STRAW BALES

DOWNSPOUT DRAIN
CATCH BASIN



10/20/2020
J. MINER
NATURESCAPE LLC

ALBANY
RIGHT
OF WAY

SILT FENCE

ANDOVER LAKE